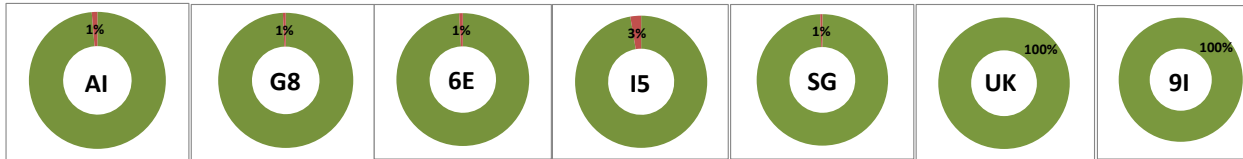


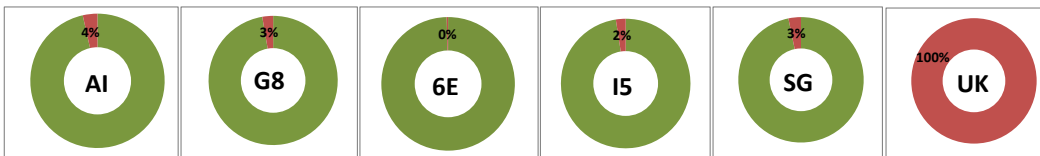
APRIL 2021 DEPARTURES (0300 - 0900)

AIRLINES	TOTAL DEPARTURES	FLIGHTS ON TIME (STD + 15 min)	FLIGHTS DELAYED (STD + MORE THAN 15 Min)	% ON TIME	% DELAYED	NUMBER OF FLIGHTS DELAYED DUE TO										TOTAL DEPARTURE DELAY	
						AIRLINES					AIRPORT		WEATHER		ATC		
						PASSENGER & BAGGAGE HANDLING (IATA CODES 11-18)	AIRCRAFT & RAMP HANDLING (IATA CODES 31-39)	TECHNICAL, AUTOMATED EQUIPMENT FAILURE (IATA CODES 41-48)	OPERATIONS, CREW (IATA CODES 61-69)	REACTIONARY REASONS (IATA CODES 91-96)	AIRPORT FACILITIES (IATA CODES 87,89)	IMMIGRATION, CUSTOMS, HEALTH (IATA CODE 85/86)	DESTINATION AIRPORT BELOW MINIMA (IATA CODE 72)	DEPARTURE AERODROME BELOW MINIMA (IATA CODE 71)	ATFM (IATA CODES 81-84)		
AI	303	299	4	99%	1%	0.00	0.00	0.00	1.00	2.00	0.00	0.00	0.00	0.00	0.00	1.00	4
G8	149	148	1	99%	1%	0.00	0.00	0.00	0.00	1.00	0.00	0.00	0.00	0.00	0.00	0.00	1
6E	454	450	4	99%	1%	0.00	0.00	2.00	0.00	2.00	0.00	0.00	0.00	0.00	0.00	0.00	4
I5	76	74	2	97%	3%	0.00	1.00	0.00	1.00	0.00	0.00	0.00	0.00	0.00	0.00	0.00	2
SG	190	189	1	99%	1%	0.00	0.00	0.00	0.00	0.00	0.00	0.00	1.00	0.00	0.00	0.00	1
UK	50	50	0	100%	0%	0.00	0.00	0.00	0.00	0.00	0.00	0.00	0.00	0.00	0.00	0.00	0
9I	3	3	0	100%	0%	0.00	0.00	0.00	0.00	0.00	0.00	0.00	0.00	0.00	0.00	0.00	0
2T	0	0	0	0%	0%	0.00	0.00	0.00	0.00	0.00	0.00	0.00	0.00	0.00	0.00	0.00	0
OG	0	0	0	0%	0%	0.00	0.00	0.00	0.00	0.00	0.00	0.00	0.00	0.00	0.00	0.00	0
	1225	1213	12	99%	1%												



APRIL 2021 ARRIVALS (0300 - 0900)

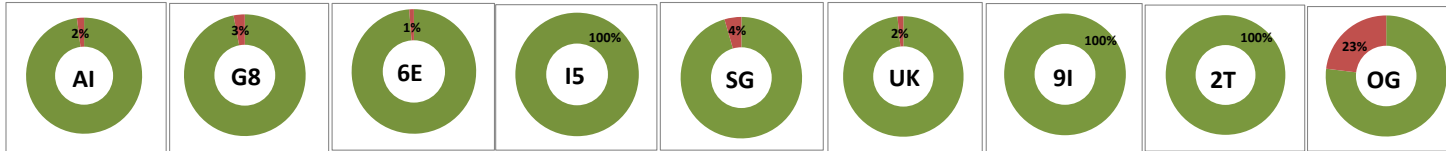
AIRLINES	TOTAL ARRIVALS	FLIGHTS ON TIME (STA + 15 min)	FLIGHTS DELAYED (STA + MORE THAN 15 Min)	% ON TIME	% DELAYED	NUMBER OF FLIGHTS DELAYED DUE TO											
						AIRLINES					AIRPORT		WEATHER		ATC		
						PASSENGER & BAGGAGE HANDLING (IATA CODES 11-18)	AIRCRAFT & RAMP HANDLING (IATA CODES 31-39)	TECHNICAL, AUTOMATED EQUIPMENT FAILURE (IATA CODES 41-48)	OPERATIONS, CREW (IATA CODES 61-69)	REACTIONARY REASONS (IATA CODES 91-96)	AIRPORT FACILITIES (IATA CODES 87,89)	AIRPORT SECURITY (IATA CODE 85)	DESTINATION AIRPORT BELOW MINIMA (IATA CODE 72)	DEPARTURE AERODROME BELOW MINIMA (IATA CODE 71)	ATFM (IATA CODES 81-84)		
AI	85	82	3	96%	4%	-	-	-	-	-	-	-	-	-	-	-	-
G8	74	72	2	97%	3%	-	-	-	-	-	-	-	-	-	-	-	-
6E	301	300	1	100%	0%	-	-	-	-	-	-	-	-	-	-	-	-
I5	41	40	1	98%	2%	-	-	-	-	-	-	-	-	-	-	-	-
SG	62	60	2	97%	3%	-	-	-	-	-	-	-	-	-	-	-	-
UK	7	0	7	0%	100%	-	-	-	-	-	-	-	-	-	-	-	-
9I	0	0	0	0%	0%	-	-	-	-	-	-	-	-	-	-	-	-
2T	0	0	0	0%	0%	-	-	-	-	-	-	-	-	-	-	-	-
OG	0	0	0	0%	0%	-	-	-	-	-	-	-	-	-	-	-	-
	570	554	16	97%	3%												



Delay Percentage

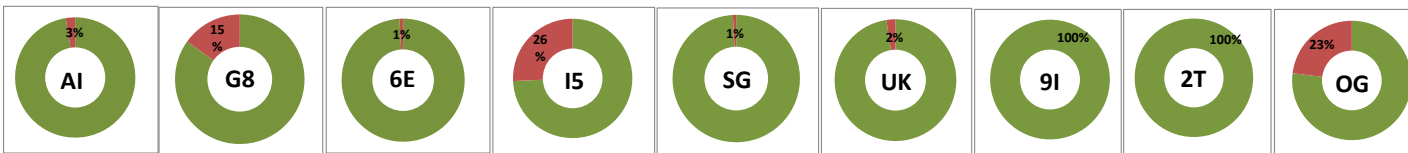
APRIL 2021 DEPARTURES (0900 - 1500)

AIRLINES	TOTAL DEPARTURES	FLIGHTS ON TIME (STD + 15 min)	FLIGHTS DELAYED (STD + MORE THAN 15 Min)	% ON TIME	% DELAYED	NUMBER OF FLIGHTS DELAYED DUE TO											TOTAL DEPARTURE DELAY
						AIRLINES					AIRPORT		WEATHER		ATC		
						PASSENGER & BAGGAGE HANDLING (IATA CODES 11-18)	AIRCRAFT & RAMP HANDLING (IATA CODES 31-39)	TECHNICAL, AUTOMATED EQUIPMENT FAILURE (IATA CODES 41-48)	OPERATIONS, CREW (IATA CODES 61-69)	REACTIONARY REASONS (IATA CODES 91-96)	AIRPORT FACILITIES (IATA CODES 87,89)	IMMIGRATION, CUSTOMS, HEALTH (IATA CODE 85/86)	DESTINATION AIRPORT BELOW MINIMA (IATA CODE 72)	DEPARTURE AERODROME BELOW MINIMA (IATA CODE 71)	ATFM (IATA CODES 81-84)		
AI	304	298	6	98%	2%	0.00	1.00	2.00	1.00	1.00	1.00	0.00	0.00	0.00	0.00	0.00	6
G8	168	163	5	97%	3%	0.00	0.00	0.00	2.00	3.00	0.00	0.00	0.00	0.00	0.00	0.00	1
6E	911	900	11	99%	1%	2.00	0.00	0.00	1.00	4.00	0.00	0.00	0.00	0.00	0.00	4.00	11
I5	42	42	0	100%	0%	0.00	0.00	0.00	0.00	0.00	0.00	0.00	0.00	0.00	0.00	0.00	0
SG	245	234	11	96%	4%	1.00	0.00	5.00	1.00	4.00	0.00	0.00	0.00	0.00	0.00	0.00	11
UK	193	190	3	98%	2%	0.00	0.00	0.00	1.00	1.00	0.00	0.00	0.00	0.00	0.00	1.00	3
9I	12	12	0	100%	0%	0.00	0.00	0.00	0.00	0.00	0.00	0.00	0.00	0.00	0.00	0.00	0
2T	14	14	0	100%	0%	0.00	0.00	0.00	0.00	0.00	0.00	0.00	0.00	0.00	0.00	0.00	0
OG	13	10	3	77%	23%	0.00	0.00	0.00	0.00	3.00	0.00	0.00	0.00	0.00	0.00	0.00	3
	1902	1863	39	98%	2%												



APRIL 2021 ARRIVALS (0900 - 1500)

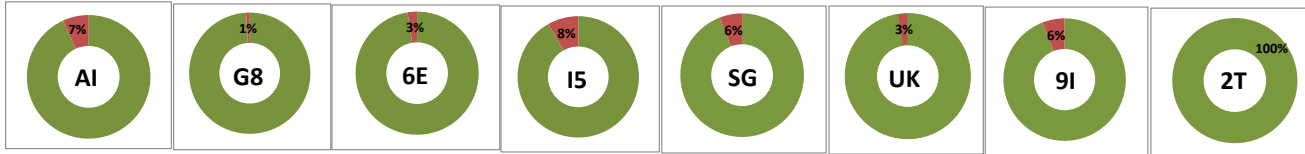
AIRLINES	TOTAL ARRIVALS	FLIGHTS ON TIME (STA + 15 min)	FLIGHTS DELAYED (STA + MORE THAN 15 Min)	% ON TIME	% DELAYED	NUMBER OF FLIGHTS DELAYED DUE TO											
						AIRLINES					AIRPORT		WEATHER		ATC		
						PASSENGER & BAGGAGE HANDLING (IATA CODES 11-18)	AIRCRAFT & RAMP HANDLING (IATA CODES 31-39)	TECHNICAL, AUTOMATED EQUIPMENT FAILURE (IATA CODES 41-48)	OPERATIONS, CREW (IATA CODES 61-69)	REACTIONARY REASONS (IATA CODES 91-96)	AIRPORT FACILITIES (IATA CODES 87,89)	AIRPORT SECURITY (IATA CODE 85)	DESTINATION AIRPORT BELOW MINIMA (IATA CODE 72)	DEPARTURE AERODROME BELOW MINIMA (IATA CODE 71)	ATFM (IATA CODES 81-84)		
AI	278	271	7	97%	3%	-	-	-	-	-	-	-	-	-	-	-	-
G8	139	118	21	85%	15%	-	-	-	-	-	-	-	-	-	-	-	-
6E	806	798	8	99%	1%	-	-	-	-	-	-	-	-	-	-	-	-
I5	70	52	18	74%	26%	-	-	-	-	-	-	-	-	-	-	-	-
SG	235	233	2	99%	1%	-	-	-	-	-	-	-	-	-	-	-	-
UK	126	123	3	98%	2%	-	-	-	-	-	-	-	-	-	-	-	-
9I	10	10	0	100%	0%	-	-	-	-	-	-	-	-	-	-	-	-
2T	14	14	0	100%	0%	-	-	-	-	-	-	-	-	-	-	-	-
OG	13	10	3	77%	23%	-	-	-	-	-	-	-	-	-	-	-	-
	1691	1629	62	96%	4%												



Delay Percentage

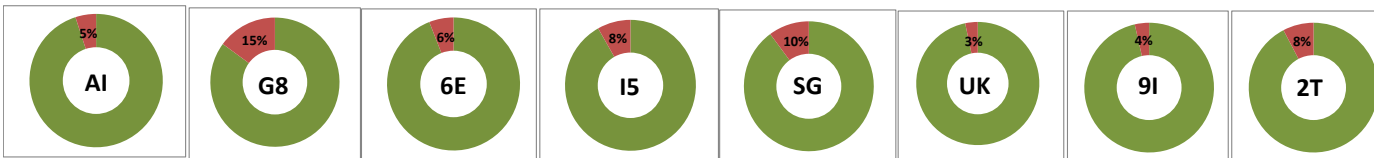
**APRIL 2021 DEPARTURES (1500 - 2300)**

AIRLINES	TOTAL DEPARTURES	FLIGHTS ON TIME (STD + 15 min)	FLIGHTS DELAYED (STD + MORE THAN 15 Min)	% ON TIME	% DELAYED	NUMBER OF FLIGHTS DELAYED DUE TO										TOTAL DEPARTURE DELAY	
						AIRLINES					AIRPORT		WEATHER		ATC		
						PASSENGER & BAGGAGE HANDLING (IATA CODES 11-18)	AIRCRAFT & RAMP HANDLING (IATA CODES 31-39)	TECHNICAL, AUTOMATED EQUIPMENT FAILURE (IATA CODES 41-48)	OPERATIONS, CREW (IATA CODES 61-69)	REACTIONARY REASONS (IATA CODES 91-96)	AIRPORT FACILITIES (IATA CODES 87,89)	IMMIGRATION, CUSTOMS, HEALTH (IATA CODE 86)	DESTINATION AIRPORT BELOW MINIMA (IATA CODE 72)	DEPARTURE AERODROME BELOW MINIMA (IATA CODE 71)	ATFM (IATA CODES 81-84)		
AI	292	272	20	93%	7%	1.00	4.00	0.00	4.00	4.00	0.00	0.00	0.00	0.00	0.00	7.00	20
G8	207	205	2	99%	1%	0.00	0.00	0.00	1.00	1.00	0.00	0.00	0.00	0.00	0.00	0.00	2
6E	1032	1006	26	97%	3%	2.00	2.00	1.00	2.00	15.00	0.00	0.00	0.00	0.00	0.00	4.00	26
I5	61	56	5	92%	8%	0.00	0.00	0.00	0.00	4.00	0.00	0.00	0.00	0.00	1.00	5	
SG	288	271	17	94%	6%	0.00	0.00	5.00	2.00	8.00	0.00	0.00	0.00	0.00	2.00	17	
UK	192	187	5	97%	3%	0.00	0.00	0.00	1.00	3.00	0.00	0.00	0.00	0.00	1.00	5	
9I	51	48	3	94%	6%	0.00	0.00	0.00	0.00	3.00	0.00	0.00	0.00	0.00	0.00	3	
2T	13	13	0	100%	0%	0.00	0.00	0.00	0.00	0.00	0.00	0.00	0.00	0.00	0.00	0	
OG	0	0	0	0%	0%	0.00	0.00	0.00	0.00	0.00	0.00	0.00	0.00	0.00	0.00	0	
	<b>2136</b>	<b>2058</b>	<b>78</b>	<b>96%</b>	<b>4%</b>												



**APRIL 2021 ARRIVALS (1500 - 2300)**

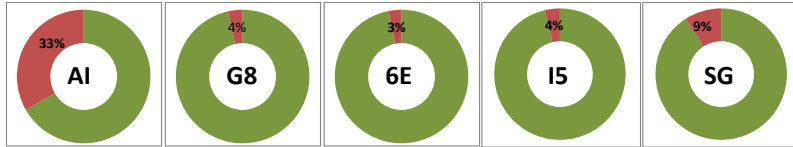
AIRLINES	TOTAL ARRIVALS	FLIGHTS ON TIME (STA + 15 min)	FLIGHTS DELAYED (STA + MORE THAN 15 Min)	% ON TIME	% DELAYED	NUMBER OF FLIGHTS DELAYED DUE TO										
						AIRLINES					AIRPORT		WEATHER		ATC	
						PASSENGER & BAGGAGE HANDLING (IATA CODES 11-18)	AIRCRAFT & RAMP HANDLING (IATA CODES 31-39)	TECHNICAL, AUTOMATED EQUIPMENT FAILURE (IATA CODES 41-48)	OPERATIONS, CREW (IATA CODES 61-69)	REACTIONARY REASONS (IATA CODES 91-96)	AIRPORT FACILITIES (IATA CODES 87,89)	AIRPORT SECURITY (IATA CODE 85)	DESTINATION AIRPORT BELOW MINIMA (IATA CODE 72)	DEPARTURE AERODROME BELOW MINIMA (IATA CODE 71)	ATFM (IATA CODES 81-84)	
AI	418	397	21	95%	5%	-	-	-	-	-	-	-	-	-	-	-
G8	328	279	49	85%	15%	-	-	-	-	-	-	-	-	-	-	-
6E	1195	1124	71	94%	6%	-	-	-	-	-	-	-	-	-	-	-
I5	73	67	6	92%	8%	-	-	-	-	-	-	-	-	-	-	-
SG	375	337	38	90%	10%	-	-	-	-	-	-	-	-	-	-	-
UK	304	294	10	97%	3%	-	-	-	-	-	-	-	-	-	-	-
9I	56	54	2	96%	4%	-	-	-	-	-	-	-	-	-	-	-
2T	13	12	1	92%	8%	-	-	-	-	-	-	-	-	-	-	-
OG	0	0	0	0%	0%	-	-	-	-	-	-	-	-	-	-	-
	<b>2762</b>	<b>2564</b>	<b>198</b>	<b>93%</b>	<b>7%</b>											



Delay Percentage

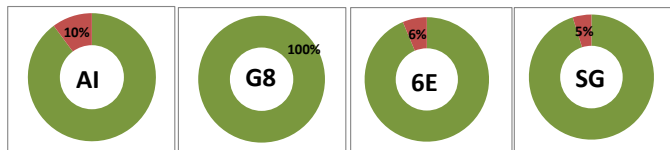
APRIL 2021 DEPARTURES (2300 - 0300)

AIRLINES	TOTAL DEPARTURES	FLIGHTS ON TIME (STD + 15 min)	FLIGHTS DELAYED (STD + MORE THAN 15 Min)	% ON TIME	% DELAYED	NUMBER OF FLIGHTS DELAYED DUE TO										TOTAL DEPARTURE DELAY	
						AIRLINES					AIRPORT		WEATHER		ATC		
						PASSENGER & BAGGAGE HANDLING (IATA CODES 11-18)	AIRCRAFT & RAMP HANDLING (IATA CODES 31-39)	TECHNICAL, AUTOMATED EQUIPMENT FAILURE (IATA CODES 41-48)	OPERATIONS, CREW (IATA CODES 61-69)	REACTIONARY REASONS (IATA CODES 91-96)	AIRPORT FACILITIES (IATA CODES 87,89)	IMMIGRATION, CUSTOMS, HEALTH (IATA CODE 86)	DESTINATION AIRPORT BELOW MINIMA (IATA CODE 72)	DEPARTURE AERODROME BELOW MINIMA (IATA CODE 71)	ATFM (IATA CODES 81-84)		
AI	3	2	1	67%	33%	0	1	0	0	0	0	0	0	0	0	0	1
G8	28	27	1	96%	4%	0	0	0	0	1	0	0	0	0	0	0	1
6E	32	31	1	97%	3%	0	0	0	1	0	0	0	0	0	0	0	1
I5	27	26	1	96%	4%	1	0	0	0	0	0	0	0	0	0	0	1
SG	11	10	1	91%	9%	0	0	1	0	0	0	0	0	0	0	0	1
UK	0	0	0	0%	0%	0	0	0	0	0	0	0	0	0	0	0	0
9I	0	0	0	0%	0%	0	0	0	0	0	0	0	0	0	0	0	0
2T	0	0	0	0%	0%	0	0	0	0	0	0	0	0	0	0	0	0
OG	0	0	0	0%	0%	0	0	0	0	0	0	0	0	0	0	0	0
	101	96	5	95%	5%												



APRIL 2021 ARRIVALS (2300 - 0300)

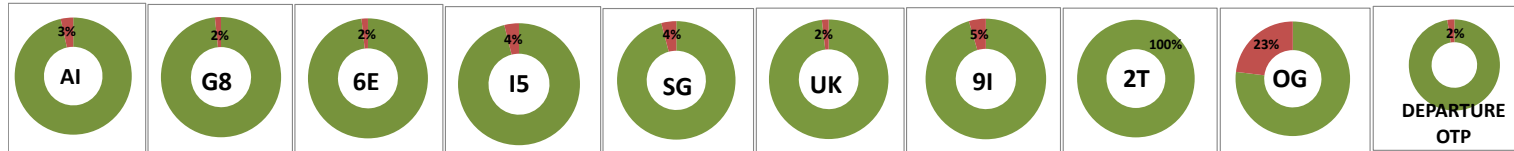
AIRLINES	TOTAL ARRIVALS	FLIGHTS ON TIME (STA + 15 min)	FLIGHTS DELAYED (STA + MORE THAN 15 Min)	% ON TIME	% DELAYED	NUMBER OF FLIGHTS DELAYED DUE TO											
						AIRLINES					AIRPORT		WEATHER		ATC		
						PASSENGER & BAGGAGE HANDLING (IATA CODES 11-18)	AIRCRAFT & RAMP HANDLING (IATA CODES 31-39)	TECHNICAL, AUTOMATED EQUIPMENT FAILURE (IATA CODES 41-48)	OPERATIONS, CREW (IATA CODES 61-69)	REACTIONARY REASONS (IATA CODES 91-96)	AIRPORT FACILITIES (IATA CODES 87,89)	AIRPORT SECURITY (IATA CODE 85)	DESTINATION AIRPORT BELOW MINIMA (IATA CODE 72)	DEPARTURE AERODROME BELOW MINIMA (IATA CODE 71)	ATFM (IATA CODES 81-84)		
AI	118	106	12	90%	10%	-	-	-	-	-	-	-	-	-	-	-	-
G8	21	21	0	100%	0%	-	-	-	-	-	-	-	-	-	-	-	-
6E	127	119	8	94%	6%	-	-	-	-	-	-	-	-	-	-	-	-
I5	20	20	0	0%	0%	-	-	-	-	-	-	-	-	-	-	-	-
SG	62	59	3	95%	5%	-	-	-	-	-	-	-	-	-	-	-	-
UK	0	0	0	0%	0%	-	-	-	-	-	-	-	-	-	-	-	-
9I	0	0	0	0%	0%	-	-	-	-	-	-	-	-	-	-	-	-
2T	0	0	0	0%	0%	-	-	-	-	-	-	-	-	-	-	-	-
OG	0	0	0	0%	0%	-	-	-	-	-	-	-	-	-	-	-	-
	348	325	23	93%	7%												



Delay Percentage

**APRIL 2021 DEPARTURES**

AIRLINES	TOTAL DEPARTURES	FLIGHTS ON TIME (STD + 15 min)	FLIGHTS DELAYED (STD + MORE THAN 15 Min)	% ON TIME	% DELAYED	NUMBER OF FLIGHTS DELAYED DUE TO										TOTAL DEPARTURE DELAY
						AIRLINES					AIRPORT		WEATHER		ATC	
						PASSENGER & BAGGAGE HANDLING (IATA CODES 11-18)	AIRCRAFT & RAMP HANDLING (IATA CODES 31-39)	TECHNICAL, AUTOMATED EQUIPMENT FAILURE (IATA CODES 41-48)	OPERATIONS, CREW (IATA CODES 61-69)	REACTIONARY REASONS (IATA CODES 91-96)	AIRPORT FACILITIES (IATA CODES 87,89)	IMMIGRATION, CUSTOMS, HEALTH (IATA CODE 86)	DESTINATION AIRPORT BELOW MINIMA (IATA CODE 72)	DEPARTURE AERODROME BELOW MINIMA (IATA CODE 71)	ATFM (IATA CODES 81-84)	
AI	902	871	31	97%	3%	1.00	6.00	2.00	6.00	7.00	1.00	0.00	0.00	0.00	8.00	31
G8	552	543	9	98%	2%	0.00	0.00	0.00	3.00	6.00	0.00	0.00	0.00	0.00	0.00	9
6E	2429	2387	42	98%	2%	4.00	2.00	3.00	4.00	21.00	0.00	0.00	0.00	0.00	8.00	42
I5	206	198	8	96%	4%	1.00	1.00	0.00	1.00	4.00	0.00	0.00	0.00	1.00	8	
SG	734	704	30	96%	4%	1.00	0.00	11.00	3.00	12.00	0.00	0.00	1.00	0.00	2.00	30
UK	435	427	8	98%	2%	0.00	0.00	0.00	2.00	4.00	0.00	0.00	0.00	0.00	2.00	8
9I	66	63	3	95%	5%	0.00	0.00	0.00	0.00	3.00	0.00	0.00	0.00	0.00	3	
2T	27	27	0	100%	0%	0.00	0.00	0.00	0.00	0.00	0.00	0.00	0.00	0.00	0	
OG	13	10	3	77%	23%	0.00	0.00	0.00	0.00	3.00	0.00	0.00	0.00	0.00	3	
	<b>5364</b>	<b>5230</b>	<b>134</b>	<b>98%</b>	<b>2%</b>											



**APRIL 2021 ARRIVALS**

AIRLINES	TOTAL ARRIVALS	FLIGHTS ON TIME (STA + 15 min)	FLIGHTS DELAYED (STA + MORE THAN 15 Min)	% ON TIME	% DELAYED	NUMBER OF FLIGHTS DELAYED DUE TO									
						AIRLINES					AIRPORT		WEATHER		ATC
						PASSENGER & BAGGAGE HANDLING (IATA CODES 11-18)	AIRCRAFT & RAMP HANDLING (IATA CODES 31-39)	TECHNICAL, AUTOMATED EQUIPMENT FAILURE (IATA CODES 41-48)	OPERATIONS, CREW (IATA CODES 61-69)	REACTIONARY REASONS (IATA CODES 91-96)	AIRPORT FACILITIES (IATA CODES 87,89)	IMMIGRATION, CUSTOMS, HEALTH (IATA CODE 86)	DESTINATION AIRPORT BELOW MINIMA (IATA CODE 72)	DEPARTURE AERODROME BELOW MINIMA (IATA CODE 71)	ATFM (IATA CODES 81-84)
AI	899	856	43	95%	5%	-	-	-	-	-	-	-	-	-	-
G8	562	490	72	87%	13%	-	-	-	-	-	-	-	-	-	-
6E	2429	2341	88	96%	4%	-	-	-	-	-	-	-	-	-	-
I5	204	179	25	88%	12%	-	-	-	-	-	-	-	-	-	-
SG	734	689	45	94%	6%	-	-	-	-	-	-	-	-	-	-
UK	437	417	20	95%	5%	-	-	-	-	-	-	-	-	-	-
9I	66	64	2	97%	3%	-	-	-	-	-	-	-	-	-	-
2T	27	26	1	96%	4%	-	-	-	-	-	-	-	-	-	-
OG	13	10	3	77%	23%	-	-	-	-	-	-	-	-	-	-
	<b>5371</b>	<b>5072</b>	<b>299</b>	<b>94%</b>	<b>6%</b>										



Delay Percentage